

POX-OEM Serial Communication Protocol Revision 0.9

Medicaid Inc, 4025 Spencer St, Suite 103, Torrance CA 90503 USA



3. Available commands and responses

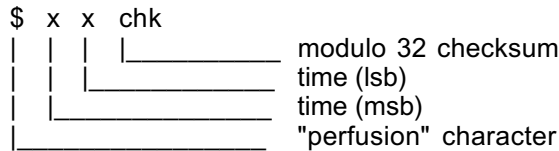
3.1. Commands to the POX-OEM

3.1.1. ASCII ! data request
!_

3.1.2. ASCII " reset the POX-OEM
"^\

3.1.3. ASCII # data send mode
#@] query mode
#A\ auto send mode(1 second interval)
#B[query time/date stamped
#CZ auto send mode(when new data is ready)
#DY auto send time/date mode (when new data is ready)

3.1.4. ASCII \$ Perfusion send interval(incomplete, x = data, chk = checksum)



The perfusion send interval can range from 0 to 255 (truncated if greater than 255), values of 0 through 3 turn perfusion off, each interval is 5msec, minimum interval is 20msec (example: perfusion send interval = 20, time between transmissions is 100msec).

3.1.5. ASCII % diagnostics mode
%[

3.1.6. ASCII & error code request
&Z

3.1.7. ASCII ' baud rate change request (this must be the first command received after the reset command is sent(b^), otherwise this command is regarded as an error.
'@Y 9600 baud
'AX 4800 baud

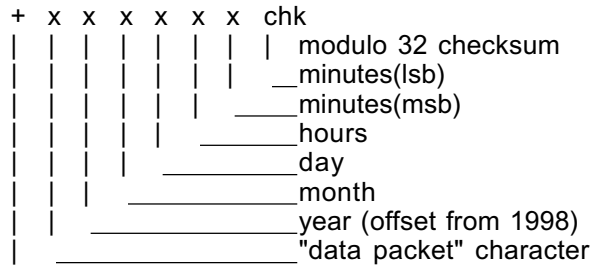
3.1.8. ASCII (parametric request
(X

3.1.9. ASCII) software version request
)W

3.1.10. ASCII * serial number request
*V



3.1.11. ASCII + set date and time (incomplete, x = data, chk = checksum)



3.1.12. ASCII , model number request

,T

3.1.13. ASCII - POX on/off request

-@S POX off
-AR POX on

3.1.14. ASCII . sensor type request (used on models that have removable sensor modules)


.R

3.1.15. ASCII / perfusion waveform inversion request

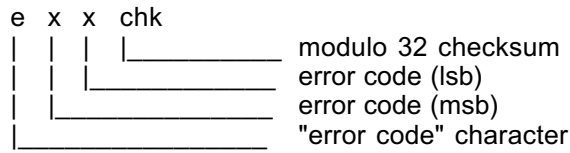
/@Q perfusion normal
/AP perfusion inverted

3.2. Responses from the POX-OEM

3.2.1. ASCII a POX-OEM Data(incomplete, x = data, chk = checksum)



3.2.5. ASCII e Error(incomplete, x = data, chk = checksum)

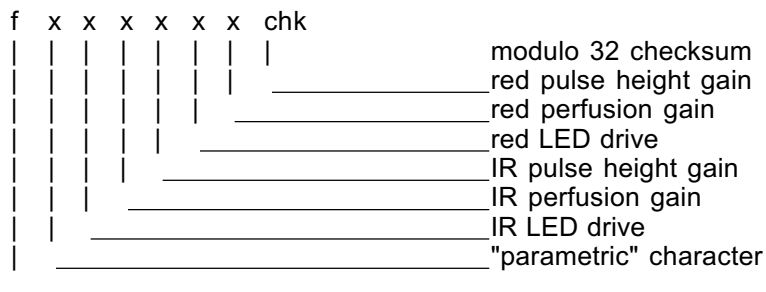


Error data can range from 0 to 1023. There may be multiple errors in a response.

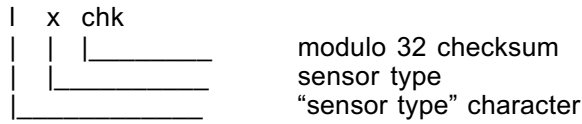
3.2.5.1. Error codes

- 3.2.5.1.1. No error, 0
- 3.2.5.1.2. ROM checksum error, 1(0x001)
- 3.2.5.1.3. Low power supply, 2(0x002)
- 3.2.5.1.4. EEPROM error, 4(0x004)
- 3.2.5.1.5. No red LED, 8(0x008)
- 3.2.5.1.6. No Ir LED, 16(0x010)
- 3.2.5.1.7. Thin tissue, 32(0x020)
- 3.2.5.1.8. Thick tissue, 64(0x040)
- 3.2.5.1.9. Maximum perfusion, 128(0x080)
- 3.2.5.1.10. System failure error, 256(0x100)
- 3.2.5.1.11. No module attached, 512(0x200)
- 3.2.5.1.12. Analog output calibration failure, 1024(0x400)

3.2.6. ASCII f Parametric(incomplete, x = data, chk = checksum)



3.2.12. ASCII l Sensor type(incomplete, x = data, chk = checksum)



The sensor type can range from 0 to 31.

- 1 = M120 finger sensor module
- 2 = M120 cable adaptor module
- 3 = RS-232 interface

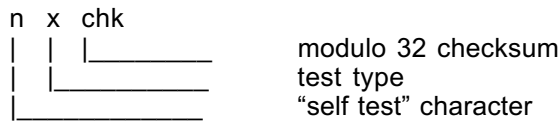
The sensor type response is a 0 for a request to an M15

3.2.13. ASCII m Request for OEM version number(complete)

mS

This command is used for PALCO testing, not for general use.

3.2.14. ASCII n Request for self test(incomplete, x = data, chk = checksum)



The test types available from 0 to 31.

- 0 = Lo Batt cal
- 1 = Display test
- 2 = EEPROM test
- 3 = Initialization of EEPROM

Revision History

Rev 0.6 Added baud rate modifier

Rev 0.7 Added command "m" for requesting OEM connected rev

Added command "n" for requesting self tests, cannot be used by OEM

Rev 0.8 Added System Failure and No Module Attached to error codes

Rev 0.9 Added error code for analog output calibration failure, used on M15As

Added note in sign-off sheet for electronic copy

